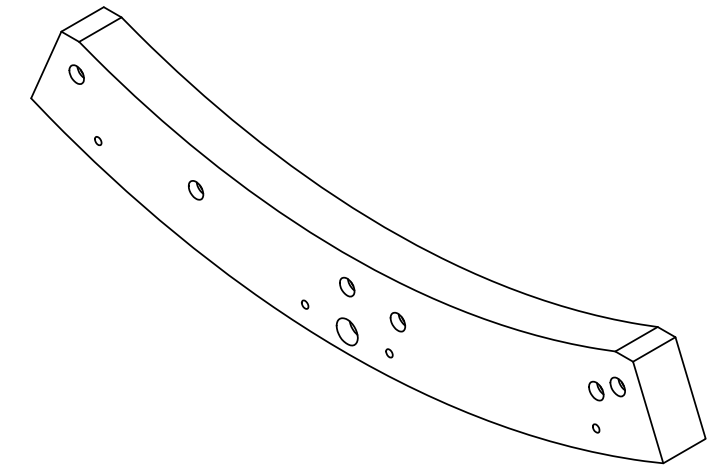
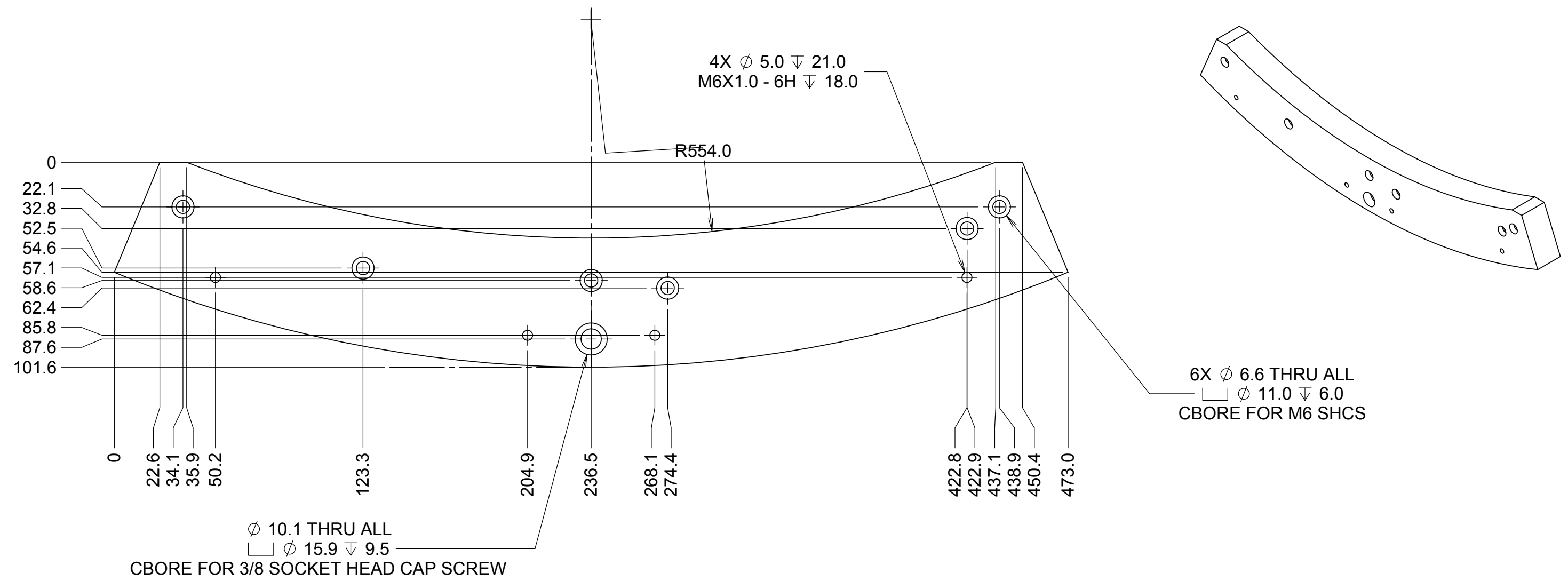
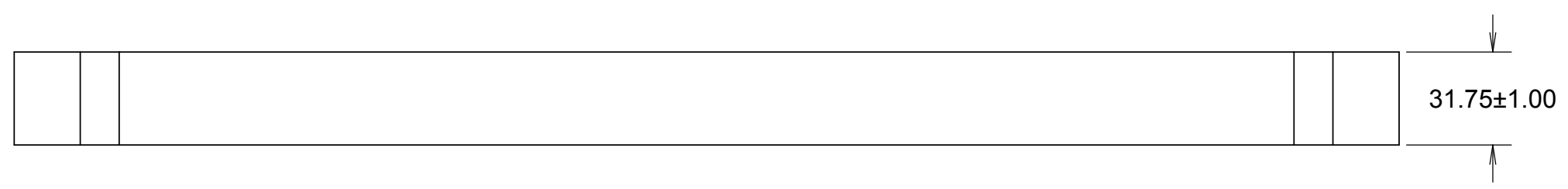


REVISIONS				
DRWN	DATE	CHK'D	REV	DESCRIPTION
CR	1NOV17		A	PRELIMINARY RELEASE



- NOTES**
- CAD MODEL FILENAME, 872-LM2267 Counterweight E
 - MATERIAL: BRASS
 - BREAK ALL SHARP EDGES
 - PAINT BLACK WITH BEST KNOWN METHODS AFTER FIT CHECK
 - REWORK ONE EXISTING 872-LM2259 TO MAKE THIS PART

UNLESS OTHERWISE NOTED DIMENSIONS ARE IN MILLIMETERS & TOLERANCES ARE AS FOLLOWS: X.X: ±0.10 mm X.XX: ±0.05 mm ANGLES: ±0.5° FINISH: 3 MICRONS (µm) BREAK ALL SHARP EDGES & CORNERS .25mm MAX			DRAWN C. RATLIFF CHECKED DM DC	TBD	KECK 1 DEPLOYABLE TERTIARY MIRROR	
MATERIAL: SEE NOTES			DESIGNED C. RATLIFF ENGINEER	NA	INNER DRUM	
		SW DOCUMENT FILE 872-LM2267 Counterweight E	QUANTITY 1	PROJECT CODE K1D3FD	DWG NO 872-LM0000	TITLE COUNTERWEIGHT E
					872-LM2267	REV A 1/1