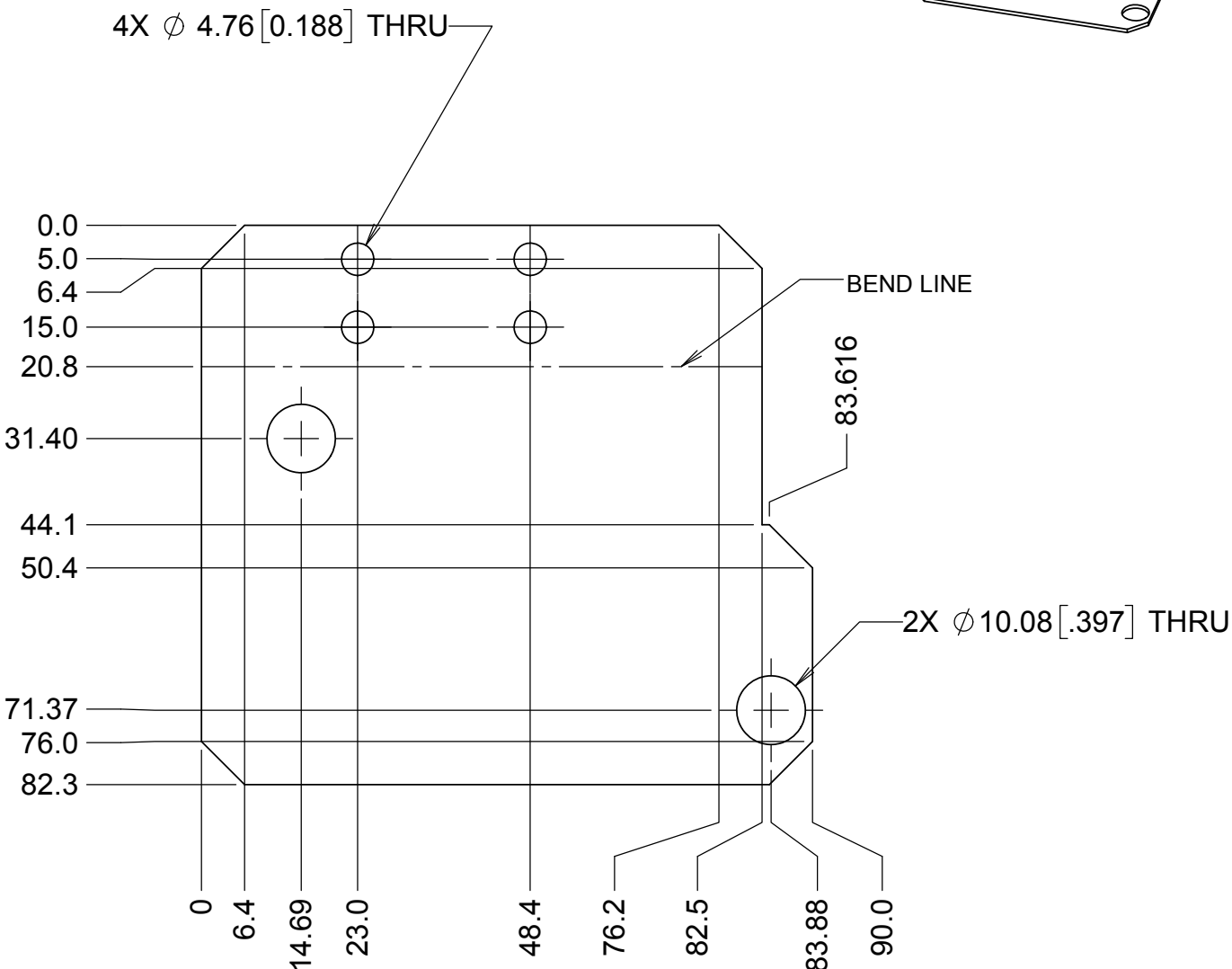
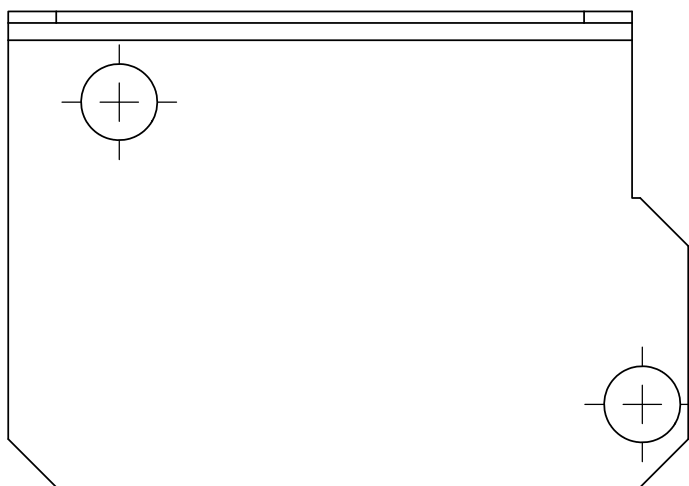
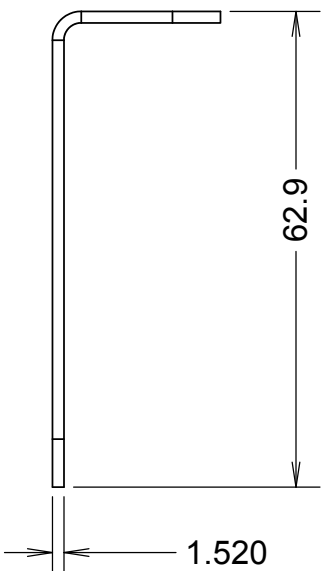
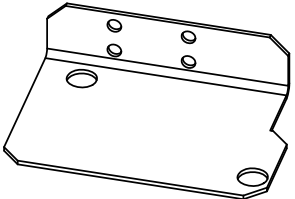
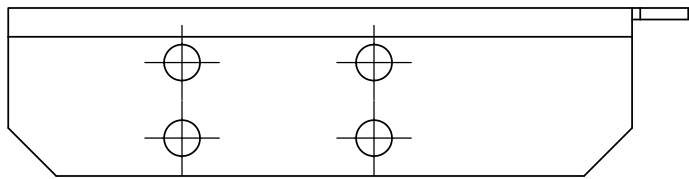


REVISIONS				
REV	DATE	DRW'N	DESCRIPTION	CHCK'D
A	1/9/2018	CR	INITIAL RELEASE	



**NOTES**

- 1 CAD MODEL FILENAME, 872-LM3193 Wire Harness Guard
- 2 FINISH, PRIMER & PAINT UCO BEST KNOWN METHOD, BLACK
- 3. CHAMFERS CAN BE SMALLER IF EASIER TO FABRICATE

UNLESS OTHERWISE NOTED DIMENSIONS ARE IN MILLIMETERS & TOLERANCES ARE AS FOLLOWS: X.X: ±0.10 mm X.XX: ±0.01 mm ANGLES: ±0.5° FINISH: 3 MICRONS (µm) BREAK ALL SHARP EDGES & CORNERS .25mm MAX			DRAWN	CR	-	KECK 1 DEPLOYABLE TERTIARY MIRROR	
MATERIAL			CHECKED	--	--	OUTER DRUM	
SST 0.060" THICK		FINISH	DESIGNED	CR	--	TITLE	
NOTE 2			ENGINEER	CR	--	WIRE HARNESS GUARD	
			SW DOCUMENT FILE	872-LM3193.SLDPRJT	QUANTITY	1	PROJECT CODE
							K1D3FD
							DWG NO
							872-LM3193
							REV
							A
							1